

**INITIAL EVALUATION - CARDIOVASCULAR**

PATIENT: \_\_\_\_\_ AGE: \_\_\_\_\_

SS#: \_\_\_\_\_ DATE: \_\_\_\_\_

Check Normals Circle/Write Positives Backslash (\) Negatives

CC: \_\_\_\_\_

HPI: (2 = 1-3 elements / 3-5 = ≥4 elements or ≥3 chronic conditions)

\_\_\_\_\_

\_\_\_\_\_

\_\_\_\_\_

Onset/Duration: \_\_\_\_\_ Severity: Mild Mod Severe

Timing: Intermittent Constant ↑ with Exertion Postprandial \_\_\_\_\_

Context: Smoking History + Family History Diabetes  
Obesity Hypercholesterolemia Hypertension  
Previous MI ↓ Physical Activity

**Associated Signs/Symptoms:**

Chest Pain Palpitations Claudication  
Dyspnea Fatigue Rapid Heart Rate  
LE Edema Arm Pain Jaw Pain  
Indigestion Nausea Vomiting  
Diaphoresis Dysphagia Cough  
Dizziness Orthopnea PND  
Syncope

**Relieving Factors:**

Rest  
Med: NTG / \_\_\_\_\_  
Relieving Stress  
Sitting Up  
Food

**Exacerbating Factors:**

Exercise / Exertion  
Heavy Meal  
Stress  
Cold Weather  
Lying Down  
Breathing

CHRONIC CONDITIONS: \_\_\_\_\_ stable/imp/worse

\_\_\_\_\_ stable/imp/worse

\_\_\_\_\_ stable/imp/worse

CURRENT MEDICATIONS:  Reviewed in Chart

\_\_\_\_\_

\_\_\_\_\_

\_\_\_\_\_

\_\_\_\_\_

OTC Meds/Herbals: \_\_\_\_\_

ALLERGIES: NKDA

**SOCIAL HISTORY:**

ETOH Daily / Socially Quit: \_\_\_\_\_  
Tobacco \_\_\_\_\_ ppd x \_\_\_\_\_ years Quit: \_\_\_\_\_  
Illicit Drugs \_\_\_\_\_ Quit: \_\_\_\_\_

Occupation: \_\_\_\_\_ Currently Working / Retired

**PAST MEDICAL/SURGICAL HISTORY:**

Anemia GI Bleed – Up / Low  
Anxiety Hiatal Hernia  
Arthritis – OA / RA Hypercholesterolemia  
Asthma Hypertension  
Atrial Fib Hyper / Hypo Thyroid  
BPH MI - \_\_\_\_\_  
CAD Obesity  
Cancer - \_\_\_\_\_ Osteoporosis  
Carotid Stenosis Parkinson's  
CHF PE - \_\_\_\_\_  
COPD Pneumonia  
CVA PVD  
DDD Renal Failure  
Depression Renal Insufficiency  
Diabetes I / II Respiratory Failure  
DVT – RLE / LLE Seizure Activity  
GERD / PUD Spinal Stenosis

Appendectomy  
Cholecystectomy  
Hysterectomy  
CABG x \_\_\_\_\_  
PTCA / Stent  
Pacemaker  
Valve Replacement  
L / R Carotid Endar  
Colon Resection  
Hernia Repair  
TURP  
L / R Bypass Graft  
L / R AKA BKA  
L / R THR TKR  
ORIF - \_\_\_\_\_  
Spinal Fusion  
L / R Cataract Repair

FAMILY HISTORY: Premature CAD / HTN / CVA / DM / HC / Renal DZ

PFSH filled out by ancillary staff. Reviewed by physician. \_\_\_\_\_

**ROS:**

**Cons**  
Fatigue / Malaise  
Wt Change ↑ ↓  
Sleep Disturbance  
Weakness / Pallor  
Appetite ↑ ↓  
**Eyes**  
Blurred / Double Vision  
**ENT**  
Tinnitus / Epistaxis  
**Pulm**  
SOB / Cough  
Wheezing / Sputum  
Hemoptysis

**CVS**

Chest Pain / DOE  
Syncope / Palpitations  
Orthopnea / PND  
LE Edema  
**GI**  
Abd Pain / Nausea  
Vomiting / Diarrhea  
Constipation  
Bloating / Regurgitation  
Difficulty Swallowing

**GU**

↓ Urine Output  
Impotence

**Heme**

↑ Bruising / Bleeding

**Musc**

Leg Cramps  
Joint Pain / Swelling  
Muscle Pain / ↓ ROM  
Claudication / Cyanosis

**Neuro**

Headache / Syncope  
Dizziness / Tremors  
Weakness / Numbness

**Psych**

Depression / Anxiety

**Skin**

Rash / Ulceration  
Erythema / Warmth

\_\_\_\_ All Other Systems Negative

\_\_\_\_ Unable to Obtain 2<sup>nd</sup> to: \_\_\_\_\_

ROS filled out by ancillary staff. Reviewed by physician. \_\_\_\_\_

**Other Physicians Seen:** \_\_\_\_\_

\_\_\_\_\_

\_\_\_\_\_

**Date of Last:**

CXR: \_\_\_\_\_ EKG: \_\_\_\_\_

Echo: \_\_\_\_\_ Stress Test: \_\_\_\_\_

Card Cath: \_\_\_\_\_ Other: \_\_\_\_\_

TC: \_\_\_\_\_ LDL: \_\_\_\_\_ HDL: \_\_\_\_\_

Tri: \_\_\_\_\_ AST: \_\_\_\_\_ ALT: \_\_\_\_\_

Liver abnormality from lipid lowering agents?  Yes  No

\*History Obtained From: Patient / Family / Caregiver / \_\_\_\_\_

Patient: \_\_\_\_\_ Date: \_\_\_\_\_

PHYSICAL EXAM: (1= 1-5 ele / 2 = 6+ ele / 3 = 12+ ele / 4-5 = 18+ ele)

Vitals: T: \_\_\_\_\_ P: \_\_\_\_\_ R: \_\_\_\_\_ Ht: \_\_\_\_\_ Wt: \_\_\_\_\_

B/P: Right: \_\_\_\_\_ Left: \_\_\_\_\_ supine / sit / stand

Right: \_\_\_\_\_ Left: \_\_\_\_\_ supine / sit / stand

Gen App: \_\_\_ WDWN

Obese Frail Cachetic  
Round Face Truncal Obesity  
Distress: Mild Mod Sev

\_\_\_ NAD

Fundus: \_\_\_ No A/V Narrowing

A/V Narrowing Present

\_\_\_ No Hemorrhage

Hemorrhage + ++

\_\_\_ No Exudates

Exudates + ++

\_\_\_ No Papilledema

Papilledema + ++

ENT: \_\_\_ Tympanic Membrane NI

TM Perforation R / L / Bi

\_\_\_ Hearing Intact

Decreased Hearing

\_\_\_ Ext Nose, Mucosa NI

Nasal Muc Pale / Congested

\_\_\_ Oral Mucosa, Tongue,  
& Pharynx NI

Pharyngeal Erythema/Exudate

Neck: \_\_\_ Symmetrical

\_\_\_ No Carotid Bruit

Bruit - R / L / Bi \_\_\_\_\_

\_\_\_ No JVD

+ JVD R / L / Bi

\_\_\_ No Thyromegaly

Thyroid Nodule / Enlargement

CVS: ♥ \_\_\_ S1, S2 NI

Distant S1, S2

\_\_\_ No S3/S4

S3/S4 Present

\_\_\_ RRR

Irregular

\_\_\_ No Murmurs

Murmur: \_\_\_\_\_ Gr: \_\_\_\_\_

\_\_\_ No Thrill

Thrill: \_\_\_\_\_

\_\_\_ NI Apical Impulses

Hyperdynamic / Heaving

\_\_\_ No Collateral Vessels

Collateral Vessels Present

Vasc: ♥ Pulses: Right

Left

Brachial \_\_\_\_\_

\_\_\_\_\_

Radial \_\_\_\_\_

\_\_\_\_\_

Femoral \_\_\_\_\_

\_\_\_\_\_

Popliteal \_\_\_\_\_


\_\_\_\_\_

PT \_\_\_\_\_

\_\_\_\_\_

DP \_\_\_\_\_

\_\_\_\_\_



Resp: \_\_\_ CTA

Rales Rhonchi Wheezes

\_\_\_ Respiratory Effort NI

Respiratory Distress

\_\_\_ Chest Palpitation NI

GI: \_\_\_ Soft, Benign

Distended

\_\_\_ BS Heard Normally

BS Diminished / Hypoactive

\_\_\_ No Mass

Mass: \_\_\_\_\_

\_\_\_ No Tenderness

Tenderness: \_\_\_\_\_

\_\_\_ No Bruit

Bruit - Renal / Aortic

\_\_\_ No Hepatosplenomegaly

Splenic Tip Felt

\_\_\_ Stool Occult Blood Neg

Occult Blood Positive

Neuro: \_\_\_ CN Intact

\_\_\_ Reflexes Intact

□ See Diagram Above

\_\_\_ Sensory Intact

Sensation: \_\_\_\_\_

Ext: \_\_\_ No Clubbing

Clubbing: \_\_\_\_\_

\_\_\_ No Cyanosis

Cyanosis: \_\_\_\_\_

\_\_\_ No LE Edema

Edema: R: \_\_\_\_\_ L: \_\_\_\_\_

\_\_\_ No Calf Tenderness

+ Homan's

\_\_\_ No Varicosities BLE

R: \_\_\_\_\_ L: \_\_\_\_\_

Musc: \_\_\_ No Jnt Tenderness

Tender: \_\_\_\_\_

\_\_\_ No Joint Effusion

Effusion: \_\_\_\_\_

\_\_\_ ROM WFL x4

Restricted ROM: \_\_\_\_\_

\_\_\_ Tone Normal

↑ ↓ Tone \_\_\_\_\_

\_\_\_ Strength Normal

Skin: \_\_\_ No Rash or Induration

\_\_\_ No Xanthomas

\_\_\_ No Ulceration

\_\_\_ No Ischemic Changes

Psych: \_\_\_ Alert & Oriented x3

Confusion

\_\_\_ Mood/Affect NI

Anxious Depressed Agitation

EKG Interpretation: \_\_\_\_\_

Lab Results: Date: \_\_\_\_\_

X-Ray Results: Date: \_\_\_\_\_

Medical Tests Results: Date: \_\_\_\_\_

Life Style Modification/Counseling Time Spent: \_\_\_\_\_

- Reduce Salt Intake
- Tobacco Cessation & Risks of Continuation Discussed
- Limit ETOH Intake & Risks of Continuation Discussed
- Aerobic Physical Activity - 30 min most days of week
- Encouraged to Lose Weight
- Reduce Intake of Saturated Fats & Cholesterol

Other: \_\_\_\_\_

ASSESSMENT:

\_\_\_\_\_ Stable Improved Worse/Uncon

\_\_\_\_\_ Stable Improved Worse/Uncon

\_\_\_\_\_ Stable Improved Worse/Uncon

\_\_\_\_\_ Stable Improved Worse/Uncon

PLAN:

To Consider: \_\_\_\_\_

\*Medications:  Continue Present Regimen  Refills Given

Changes: \_\_\_\_\_

\*Labs Ordered: BMP CMP Lipids Liver Profile Phos UA & Micro

TSH CBC Uric Acid HbA1C \_\_\_\_\_

\*Samples Dispen: \_\_\_\_\_

\*Special Lab Tests:  24° Urine - Creatinine, Creatinine Clearance, Protein,

Catecholamines, Metanephrines, Cortisol, VMA

Dexa Suppression  Plasma Catecholamines

\*Radiology: CXR / Renal Sonogram / \_\_\_\_\_

\*Medical Tests: EKG / Echo / \_\_\_\_\_

Other: \_\_\_\_\_

Ref to Dr./FU with: \_\_\_\_\_  Send Records

\*Records Ordered: \_\_\_\_\_

Return to Office: \_\_\_\_\_ Weeks / Months App't: \_\_\_\_\_

Physician Signature \_\_\_\_\_

Addendum Dictated

Old Records Reviewed; Summarized in HPI

Discussed w/Other Health Care Provider: \_\_\_\_\_

## Preoperative History & Physical Examination

Patient: \_\_\_\_\_

SS#: \_\_\_\_\_

Date: \_\_\_\_\_

**Past Medical History:**

Allergic Rhinitis	Diabetes	Obesity
Anemia	Diverticulosis	Osteoporosis
Anxiety	DVT – RLE / LLE	Parkinson's
Asthma	ESRD	Pneumonia
Atrial Fib	Frequent UTI's	Prostate CA
BPH	GERD	PVD
CAD	Irritable Bowel	Seizures
CVA	Low Back Pain	Spinal Stenosis
DDD / DJD	MI	_____
Depression	Migraine	_____

**Past Surgical History:**

AKA – R / L / Bi _____	Cholecystectomy - _____
Aneurysm Clipping - _____	Colon Resection - _____
Angioplasty - _____	Hernia Repair - _____
Appendectomy - _____	Hysterectomy - _____
Back Surgery - _____	ORIF - _____
BKA – R / L / Bi - _____	Pacemaker Insert - _____
Bypass Graft – R / L / Bi - _____	PEG Tube Insert - _____
CABG x _____ - _____	THR – R / L / Bi - _____
Carotid Endar – R / L / Bi _____	TKR – R / L / Bi - _____
Cataract Remov – R / L _____	Valve Replacement - _____

**Current Medications:**

**Allergies:** NKDA

**Social History:** Single Married Widowed

Lives with \_\_\_\_\_ Assisted Living Fac / Nursing Home

Occupation: \_\_\_\_\_ Working Retired Disabled

Denies ETOH ETOH – daily / socially Stopped ETOH  
 Denies Tobacco Tobacco - \_\_\_\_\_ per day x \_\_\_\_\_ yrs  
 Stopped Tobacco - \_\_\_\_\_ years ago

Other: \_\_\_\_\_

**History of Present Illness / Interval History:** (4+ elements)  
 (onset, location, context, severity, quality, duration, timing, modifying factors, associated signs/symptoms)

CC: \_\_\_\_\_

Surgeon: \_\_\_\_\_ SX Date: \_\_\_\_\_

**Pertinent Test Results:**

X-Rays: \_\_\_\_\_

Labs: \_\_\_\_\_

EKG: \_\_\_\_\_

Other: \_\_\_\_\_

**Review of Systems:** (10+ systems)

Cons: Fever Chills Wt Loss Wt Gain Insomnia Fatigue

Eyes: Glaucoma Blurred Vision Cataract

ENT: Tinnitus Nasal Cong Epistaxis Sore Throat

CVS: Chest Pain Palpitations PND SOB Claudication

Pulm: SOB DOE Wheeze Cough Sputum

GI: Nausea Vomiting Diarrhea Constipation Indigestion

GU: Frequency Burning Nocturia

Musc: Pain Weak

Neuro: Numbness Tingling Dizziness

Psych: Depression Anxiety Confusion

Skin: Rash Lesion

Lymphatic/Endo: \_\_\_\_\_

\_\_\_\_ All other systems negative

**Family History:** Not significant for \_\_\_\_\_

Family Member	History Of	CTB
_____	_____	<input type="checkbox"/>
_____	_____	<input type="checkbox"/>

Patient: \_\_\_\_\_

**Physical Examination**

Date: \_\_\_\_\_

Vitals: B/P: \_\_\_\_\_ T: \_\_\_\_\_ P: \_\_\_\_\_ R: \_\_\_\_\_ Ht: \_\_\_\_\_ Wt: \_\_\_\_\_

**Musc:** \_\_\_\_\_ No Joint Tenderness Tender: \_\_\_\_\_  
 \_\_\_\_\_ No Joint Effusion Effusion: \_\_\_\_\_  
 \_\_\_\_\_ ROM WFL x4 Restricted ROM: \_\_\_\_\_  
 \_\_\_\_\_ Tone Normal ↑ ↓ Tone: \_\_\_\_\_  
 \_\_\_\_\_ Strength Normal \_\_\_\_\_  
 \_\_\_\_\_ Gait Normal Gait: \_\_\_\_\_

**Gen App:** \_\_\_\_\_ WDWN Obese Thin Frail  
 \_\_\_\_\_ NAD Distress: Mild Mod Sev

**Eyes:** \_\_\_\_\_ PERLA Exophthalmos  
 \_\_\_\_\_ Conjunctivae & Lids NI Injected  
 \_\_\_\_\_ EOMI Exudate  
 \_\_\_\_\_ Sclera Non-Icteric Icterus


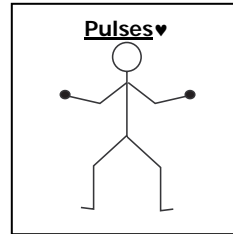
**ENT:** \_\_\_\_\_ Ext Ear & Canal NI Cerumen Impaction / Ear Exudate  
 \_\_\_\_\_ Tympanic Membrane NI TM Perforation R / L / Bi  
 \_\_\_\_\_ Hearing Intact ↓ Hearing  
 \_\_\_\_\_ Ext Nose, Mucosa NI Nasal Muc Pale / Erythematous  
 \_\_\_\_\_ Septum Midline Nasal Polyp / Deviated Septum  
 \_\_\_\_\_ Lips, Teeth, Gums NI Sinus Tenderness \_\_\_\_\_  
 \_\_\_\_\_ Oral Mucosa, Tongue, & Pharynx NI Pharyngeal Erythema / Exudate

**Ext:** \_\_\_\_\_ No Clubbing Clubbing: \_\_\_\_\_  
 \_\_\_\_\_ No Cyanosis Cyanosis: \_\_\_\_\_  
 \_\_\_\_\_ No LE Edema♥ R: \_\_\_\_\_ L: \_\_\_\_\_  
 \_\_\_\_\_ No Calf Tenderness Right / Left \_\_\_\_\_  
 + Homan's

**Neck:** \_\_\_\_\_ Symmetrical  
 \_\_\_\_\_ No Bruit♥ Bruit♥ - R / L / Bi  
 \_\_\_\_\_ No JVD + JVD R / L / Bi  
 \_\_\_\_\_ No Thyromegaly Thyroid Nodule / Enlargement  
 \_\_\_\_\_ No Lymphadenopathy♦ Lymphadenopathy Present♦

**Neuro:** \_\_\_\_\_ CN Intact \_\_\_\_\_  
 \_\_\_\_\_ Reflexes Intact  See Diagram Below  
 \_\_\_\_\_ Sensory Intact Sensation: \_\_\_\_\_

**Resp:** \_\_\_\_\_ CTA Rhonchi Wheezes Rales  
 \_\_\_\_\_ Respiratory Effort NI Respiratory Distress  
 \_\_\_\_\_ Chest Percussion NI \_\_\_\_\_  
 \_\_\_\_\_ Chest Palpation NI \_\_\_\_\_



**CVS:♥** \_\_\_\_\_ S1, S2 NI Murmur - Grade: \_\_\_\_\_  
 \_\_\_\_\_ RRR Irregular Rhythm  
 \_\_\_\_\_ No S3, S4 S3, S4 Heard  
 \_\_\_\_\_ No Murmur / Thrill Thrill Present  
 \_\_\_\_\_ NI Apical Impulses Apical Imp Displaced \_\_\_\_\_  
 \_\_\_\_\_ Pulses Equal & Apical Imp Hyperdynam/Heaving  
 Symmetrical Tachycardic Bradycardic

**Skin:** \_\_\_\_\_ No Rashes, Lesions Rash: \_\_\_\_\_  
 \_\_\_\_\_ No Induration \_\_\_\_\_  
 \_\_\_\_\_ No Ulceration \_\_\_\_\_

**GI:** \_\_\_\_\_ Soft, Benign \_\_\_\_\_  
 \_\_\_\_\_ BS Heard Normally Hypoactive / Hyperactive  
 \_\_\_\_\_ No Mass, Tenderness Tenderness: \_\_\_\_\_  
 \_\_\_\_\_ No Hepatosplenomegaly \_\_\_\_\_  
 \_\_\_\_\_ No Bruit♥ Bruit - Renal / Aortic  
 \_\_\_\_\_ No Hernia Hernia: \_\_\_\_\_

**EKG:** \_\_\_\_\_ NSR \_\_\_\_\_

**Labs:** \_\_\_\_\_

**X-Rays:** \_\_\_\_\_

**Other:** \_\_\_\_\_

**Lymph:** \_\_\_\_\_ No Lymphadenopathy Lymphadenopathy - C / A / I

**Psych:** \_\_\_\_\_ Alert & Oriented x3 Confusion \_\_\_\_\_  
 \_\_\_\_\_ Mood/Affect NI Anxious Depressed Agitation

**Assessment:**

**Plan:**

**Prognosis:** Excellent Good Fair Poor

\_\_\_\_\_ Medically Cleared

Not Cleared

**Surgical Risk:** Minimal Moderate High

Additional Tests Requested Prior to Clearance:

\_\_\_\_\_  
 \_\_\_\_\_

**Signature:** \_\_\_\_\_

Preop Dictated to HOSPITAL on \_\_\_\_\_